

Duke Ob/Gyn Residency #ByTheNumbers 2022



Our demographics:

- 7 of us identify as a member of the LGBTQ+ community
- 14 of us identify as an underrepresented minority



Over the past 4 years:

- 66% of graduates have gone on to fellowship
- 34% of graduates have gone in to general Ob/Gyn

Our love lives:

- 56% married or engaged
- 19% currently in a relationship
- 25% single



Where we come from:

- 21 U.S. states plus 3 countries (Romania, Mexico, Vietnam)
- Only two native North Carolinians!



Our kiddos:

- 16% have kids, with 3 more Baby Dukies on the way! #WeDeliver
- 59% of us are pet parents (18 dogs, 7 cats, 4 chickens, 2 birds and 1 rabbit!)



Where we live:

- 41% homeowners
- 53% live in apartments


Our faith:

- 41% engage in a purposeful religious or spiritual practice



Our current residents have 519 total publications and presentations!

- Median: 14.5 publications and presentations
- Range: 0 to 78 publications and presentations



31% of us have PhD, MPH or MA degrees


Our morning beverages of choice:

- 75% drink coffee #GiveMeCaffeine
 - 13% tea-drinkers
- (and a few brave souls who choose the no-caffeine life)




Wellness comes in many forms! Our top choices:

- 19 runners and/or walkers
- 10 yogis
- 10 cyclists
- 9 weightlifters



(and 3 of us ditch the exercise in favor of a good Netflix binge)



How we get around:

- 53% prefer taking the elevator
- 47% hoof it up the stairs

Our clinic outer layer of choice:

- 34% vest-wearers
- 66% jacket-wearers



We've got it Sorted:

- 9% Slytherin
- 13% Hufflepuff
- 26% Ravenclaw
- 36% Gryffindor (though half of us lie awake at night wondering if we actually belong in Slytherin)
- 16% Muggles who said "Harry who?"